


EMERGENCY ALERT SYSTEM (EAS)

PLAN for Connecticut



This plan was prepared by the Connecticut State Emergency Communications Committee (SECC) in cooperation with the Connecticut Office of Emergency Management; the Federal Emergency Management Agency, the Federal Communications Commission; the National Weather Service (Taunton, MA, Albany, NY and Upton, NY); State and local officials; the Connecticut Broadcasters Association; and the broadcasters, cable systems and Wireline video providers of Connecticut.

This page intentionally left blank.

CONNECTICUT EMERGENCY ALERT SYSTEM PLAN

APPROVALS AND CONCURRENCES

This Connecticut Emergency Alert System State Plan, with its appendices, has been reviewed and approved by the following authorities:

Chair, Connecticut State Emergency Communications Committee: Wayne G. Mulligan 6/25/14
(name) (date)

Governor, State of Connecticut: D. Malloy Sept 17-14
(name) (date)

Vice President, Connecticut Broadcasters Association: Michael C. Rice 6/25/14
(name) (date)

Chief, Public Safety and Homeland Security Bureau, Federal Communications Commission: D. G. S. S. 3/25/2016
(name) (date)

CONCUR

Commissioner, DESPP: Jana Scurio 9/19/14
(name) (date)

Deputy Commissioner, DESPP/DEMHS: Will P. Shea 16 Sep 14
(name) (date)

Deputy Commissioner, DESPP/CSP: Col Brent J. Oost 9/16/14
(name) (date)

State Emergency Management Director: William J. Ambrose 9/16/14
(name) (date)

Meteorologist in Charge, National Weather Service, Taunton, MA: Robert L. Thompson 6/30/14
(name) (date)

This page intentionally left blank.

2012 Connecticut EMERGENCY ALERT SYSTEM (EAS) PLAN

- I. Intent and Purpose of this Plan
- II. The National, State and Local EAS: Participation and Priorities
 - A. National EAS Participation
 - B. State and Local EAS Participation
 - C. Conditions of EAS Participation
 - D. EAS Priorities
- III. State Emergency Communications Committee
- IV. Organization and Concepts of the Connecticut EAS Plan
 - A. EAS Participant Designations
 - B. Other Definitions
 - C. Primary and Secondary Delivery Plan
 - D. Your Part in Completing the System
- V. Guidance for Originators of EAS Alerts
 - A. Guidance for National Weather Service Personnel
 - B. Guidance for Emergency Management Personnel
 - C. Guidance for Nuclear Plant and Industrial Personnel
 - D. Guidance for Regional Emergency Messages

Appendices:

Appendix A: State SECC membership

Appendix B: EAS Operational Areas

Appendix C: EAS Monitoring Assignments (Broadcast, Cable, Wireline)

Appendix D: Authorized Sources for Activating EAS

Appendix E: Currently Authorized EAS Originator and Event codes

Appendix F: Additional Procedures (Non-English EAS Sources, Instructions for People with Disabilities, etc.)

Appendix G: Memorandums of Understanding

Appendix H: Offshore ANSI Number Codes

Appendix I: NOAA Weather Radio (NWR) Locations and Frequencies

Appendix J: State, County and Local ANSI Number Codes

Appendix K: EAS and the Commercial Mobile Alert System (CMAS)

Appendix L: Distribution of EAS Messages (Text and Diagram)

Appendix M: Special Procedures for Radiological Emergency Events involving Nuclear Power Plants

Appendix N: EAS Header Code Information

Appendix O: Guidance for EAS Participants in Programming EAS Decoders

Appendix P: EAS Tests (RMT/RWT)

Appendix Q: EAS Test and Alert Scripts and formats

IMPORTANT NOTE: This Plan is based on the EAS regulations in 47 Code of Federal Regulations Part 11 as provided by the FCC and Title 47 U.S.C. 151, 154(i) and (o), 303(r), 524(g) and 606.

Introduction

EAS is a one-to-many emergency public information distribution system, delivered from thoroughly hardened sources in most cases. EAS can be functional and robust when many one-to-one systems such as internet and cell phones are down or compromised by volume.

With the EAS system, emergency services agencies have a valuable tool in gaining direct access to the public through broadcasters and cable operators. However, if it is not used prudently, there is danger of destroying the effectiveness of this tool.

Broadcasters, cable operators, and the public expect that the EAS will be used only for sudden, unpredictable, or unforeseen events that pose an immediate threat to public health or safety, the nature of which precludes advance notification or warning. In many cases, as for example with weather-related events such as winter storms, modern technology and standard news-dissemination practices provide ample notice to the public, thereby precluding the need to issue an emergency alert.

Emergency services personnel are urged to keep in mind that some broadcasters and cable operators keep their EAS decoders set on Automatic mode. Unattended operation of broadcast or cable facilities means there is no one available to screen an EAS message and decide whether it should be aired, and are therefore required to have their decoders set to Automatic mode. They are depending on you to send EAS alerts only for very serious, short fuse emergencies. Should the Emergency Alert System be triggered for a frivolous event or as a result of operator error, public confidence in the system will be negatively affected.

FCC Rules prohibit the transmission of EAS codes or attention signal in any circumstance other than an actual emergency or FCC authorized test.

Emergency services personnel must also remember that broadcasters and cable operators participate in the state and local level EAS on a strictly voluntary basis. No one can force them to carry local or state EAS alerts. It is imperative that State Agencies responsible for originating alerts ensure that personnel designated to operate EAS equipment and issue alerts be properly trained in the operation of the equipment which they will be expected to operate as well as proper procedures for originating such alerts. Maintaining a good relationship with local broadcasters and cable operators is critical to ensuring their support during an actual emergency and having properly trained personnel is paramount to the success of this plan.

I. Intent and Purpose of this Plan

This plan outlines the organization and implementation of the Connecticut Emergency Alert System (hereinafter referred to as EAS). It is the guideline for broadcasters, cable operators and all other EAS participants to determine:

- their mandated and optional monitoring assignments;
- EAS codes to be used;
- guidance for message originators; and
- any other elements of the EAS which are unique to this state.

This plan is an adjunct to the FCC EAS Rules (47 C.F.R. 11), and is not meant to be a summary, in whole or in part, of those rules.

In this plan, EAS participants are defined as:

- analog radio broadcast stations including AM, FM, and Low-power FM (LPFM) stations;
- digital audio broadcasting (DAB) stations, including digital AM, FM, and Low-power FM stations;
- analog Class A television stations, including LPTV stations;
- digital television (DTV) broadcast stations, including digital Class A and digital LPTV stations;
- analog cable systems;
- digital cable systems, which are defined for purposes of this part only as the portion of a cable system that delivers channels in digital format to subscribers at the input of a Unidirectional Digital Cable Product or other navigation device;
- wireline video systems;
- wireless cable systems, which may consist of Broadband Radio Service (BRS), or Educational Broadband Service (EBS) stations;
- DBS services, as defined in 47 CFR 25.701(a) (including certain Ku-band Fixed-Satellite Service Direct to Home providers);
- SDARS, as defined in 47 CFR 25.201;
- participating broadcast networks, cable networks and program suppliers;
- and other entities and industries operating on an organized basis during emergencies at the National, State and local levels.

For all EAS participants, FCC rules require that an EAS Handbook “must be located at normal duty positions or EAS equipment locations when an operator is required to be on duty and be immediately available to staff responsible for authenticating messages and initiating actions.”

For your convenience, EAS Handbooks and rules may be downloaded at:

<http://transition.fcc.gov/pshs/services/eas/>.

II. The National, State, and Local EAS: Participation and Priorities

A. National EAS Participation

The EAS is part of a national network that enables the President to address the American people during national emergencies. When not in use by the President, FCC regulations permit the EAS to be used by state and local authorities on a voluntary basis. All Participating National (PN) EAS participants will carry the Presidential message. EAS participants must transmit a Required Weekly Test (RWT) and once a month they must re-transmit the Required Monthly Test (RMT) within 60 minutes of receipt. These actions are required by EAS participants. EAS participants should refer to the FCC's EAS regulations for unique requirements concerning EAS equipment. In addition, EAS participants are also required to be able to receive any alert activation with the event codes NIC or NPT

B. State and Local EAS Participation

Participation in the State and/or Local Area EAS is voluntary for all EAS participants. However, any EAS participants in Connecticut electing to participate in the State and /or Local Area EAS must follow the procedures found in this Plan.

C. Conditions of EAS Participation

Acceptance of or participation in this Plan shall not be deemed as a relinquishment of program control, and shall not be deemed to prohibit a broadcast licensee from exercising independent discretion and responsibility in any given situation. Broadcast stations, cable systems and all EAS participants originating EAS emergency communications shall be deemed to have conferred rebroadcast authority. The concept of management of each EAS participant to exercise discretion regarding the broadcast of emergency information and instructions to the general public is provided by the FCC Rules and Regulations.

D. EAS Priorities

EAS participants are reminded that the EAS Priorities are as follows:

1. National EAS Messages
2. Local Area EAS Messages
3. State EAS Messages
4. Messages from the National Information Center (NIC) [These are follow-up messages after a National EAS Activation.]

III. State Emergency Communications Committee

The State Emergency Communications Committee (SECC) is the planning group that has developed this plan. SECC members can include the Chair; representatives of the National Weather Service (NWS); DESPP/DEMHS; FEMA; Broadcasters; Cable and Wireline Video Provider system operators; and any other representatives so designated by the committee membership.

IV. Organization and Concepts of the EAS Plan

A. EAS Participant Designations

These are the FCC's EAS Designations, reflecting the EAS status of every EAS participant. Consult the Appendices of this Plan to determine your EAS Designation.

NP (National Primary) Source of National EAS messages. These sources will be monitored according to the priorities set by the State Emergency Communications Committee.

SP (State Primary) Source of state EAS messages. These sources may also relay National EAS messages. These sources will be identified and monitored according to the priorities set by the State Emergency Communications Committee.

LP (Local Primary) Source of local EAS messages. These sources may also relay National and State EAS messages. These sources will be identified and monitored according to the priorities set by the State Emergency Communications Committee.

PN (Participating National) Almost all EAS participants are designated as "PN". These participants deliver all levels of EAS messages to the general public.

B. Other Definitions

The following are other terms used in the organization of the Connecticut EAS Plan.

NOAA WEATHER RADIO - Under the existing EAS, NOAA Weather Radio (NWR) stations are encoding all of their warnings using the identical coding as is used for EAS messages. The National Weather Service has titled this coding as "The Specific Area Message Encoder (SAME)." Thus EAS participants can feed their EAS decoders with the digital code from an NWR receiver and their EAS decoder will react identically as it would with EAS codes from EAS participants. Appendix I contains a list of NWR locations and frequencies for Connecticut.

NUCLEAR PLANT / INDUSTRIAL PLANT - Nuclear plants and industrial plants with a potential for dangerous conditions shall communicate with DESPP/DEMHS, which agency shall make emergency notifications as appropriate.

SRN (State Relay Network) Any method for distributing State and Local alerts, such as Telco circuits and the VHF radio/microwave system supported by DESPP/DEMHS. State Relay Network(SRN), any medium used to connect EAS participants for the distribution of EAS messages. The 'SRN' designation shall apply to Telco circuitry, VHF radio paths and the state microwave system, or any other methods which may be utilized to distribute alerts to State Primary Stations in the future.

DESPP/DEMHS Connecticut State Agency, Department of Emergency Services and Public Protection/ Department of Emergency Management and Homeland Security

DESPP/CSP Connecticut State Agency, State Police

C. Primary and Secondary Delivery Plan

The task of this plan is to determine a primary and secondary delivery method for each level of EAS alert. For EAS participants electing to monitor only the two required assigned sources, two paths for each alert are provided where possible. EAS participants can also add optional sources for EAS messages. Using the Designations and Definitions specified above, the redundancy of each plan is detailed in the attached appendices. Consult Appendix C of this plan, entitled "EAS Monitoring Assignments" to determine the two required and the optional sources that each EAS participant should monitor.

D. Your Part in Completing the System

The Connecticut SECC sees the EAS as a growing and evolving system. The basic entry points for EAS messages are the EAS sources. Under CAP, future alert sources may become available.

V. Guidance for Originators of EAS Alerts

A. Guidance for National Weather Service Personnel

NWS personnel are issuing EAS weather alerts via NOAA Weather Radio using the SAME Codes (identical to the EAS codes). NWS procedures include the SAME Codes, the NWS 1050 Hz Alert Tone, the audio alert script, and the End of Message (EOM) Code. Considering that NOAA Weather Radio is being envisioned as an "All Hazards" network, alerts for non-weather emergencies may also be relayed by NWS personnel. In the event that NWS personnel relay non-weather EAS Alerts, the same procedures will be used. EAS equipment will automatically replace the NWS 1050 Hz alert tone with the EAS 853 Hz and 960 Hz signal upon retransmission.

B. Guidance for Emergency Management Personnel

Appendix D lists the EAS sources of alerts in Connecticut. These sources need to comply with the procedures in this plan so that their alerts are delivered effectively and accurately to the affected populace. After the EAS alert is received by the populace, they will probably search for additional information and instructions concerning the alert.

C. Guidance for Nuclear and Industrial Plant Personnel

In Connecticut, all such alerts shall be issued by DESPP/DEMHS personnel as listed in Appendix D.

D. Guidance for Regional Emergency Messages

In Connecticut, all alerts shall be issued by DESPP/DEMHS or Connecticut State Police.

Appendix A

State Emergency Communications Committee Membership

Bob Smith (boborobdos@greatamericanbar.tv)	Entravision TV Hartford
Charles Hanley (chanley@atlanticbb.com)	Atlantic Broadband MVPD Waterford
Chris Tracy (Chris.Tracy@cbsradio.com)	WTIC AM/FM Hartford
Dennis McKenna (Dennis.Mckenna2@cox.com)	Cox MVPD
Dom Bordonaro (dom.bordonaro@connoisseurct.com)	WEZN Radio Bridgeport
G. J. Gerard (wihs@comcast.net)	WIHS Radio Middletown
Gary Conte (gary.conte@noaa.gov)	NWS Brookhaven, NY
George Geiger (George_Geiger@cable.comcast.com)	Comcast MVPD
Glenn Field (Glenn.Field@noaa.gov)	NWS Taunton, MA
Jarrett Devine (jarrett.devine@fema.dhs.gov)	FEMA Region 1 Chief
Jason Rosa (Jason.Rosa@ct.gov)	DEMHS
Jeff Hugabonne (jrhugabonne@gmail.com)	SECC Associate Chairman
Jim Brown (jim.brown@wtnh.com)	WTNH-TV New Haven
Jim Ehr (james.d.ehr@ftr.com)	Frontier MVPD
Jim Studley (Jim.Studley@charter.com)	Charter MVPD
Joe DiMaggio (joe.dimaggio@nbcuni.com)	WVIT-TV Hartford
John Gustafson (John.G.Gustafson@ct.gov)	DEMHS Emergency Telcom Manager
John Ramsey (john@wapj.org)	WWUH Hartford
Jonathan Best (Jonathan.Best@ct.gov)	DPH Director
Jonathan Ruda (jonathan.ruda@state.ma.us)	MEMA Manager
Keith Hancock (khancock@atlanticbb.com)	Atlantic Broadband MVPD Waterford
Mark DeCaprio (Mark.DeCaprio@ct.gov)	DEMHS
Matthew Valleau (matt.valleau@ct.gov)	DESPP
Michael Patrick Ryan (mryan@ctba.org)	CBA President
Mike Rice (mcrice@prodigy.net)	SECC Chairman
Paul Gibson (paul.gibson@snet.net)	SNET Retired
Paul Giguere (Paul.Giguere@cga.ct.gov)	CT-N
Paul Litwinovich (Paull@wshu.org)	WSHU-FM Fairfield
Raymond O'Keefe (Raymond.okeefe@noaa.gov)	NWS Albany, NY
Rex Buettgenbach (buettgenbachr@tvconnect.com)	TVC MVPD Groton
Rich Maindon (rich.maindon@cox.com)	Cox MVPD
Roger Arnold (rarnold@hallradio.net)	WCTY Norwich
Scott Baron (scott.baron@connoisseurct.com)	WDRC-FM Hartford
Scott Szalkiewicz (Scott.Szalkiewicz@ct.gov)	DEMHS
Stephen DiRienzo (stephen.dirienzo@noaa.gov)	NWS Albany, NY
Tim McCoy (tmccoy23@verizon.net)	FEMA Retired
Valerie Maignan (valerie.maignan@ct.gov)	DPH
Victor Zarrilli (vzarrill@wfsb.com)	WFSB-TV Hartford
Wayne Mulligan (wayne.mulligan@yahoo.com)	SECC Chair Retired
Zachary Tomblin (Zachary.Tomblin@ftr.com)	Frontier MVPD

Appendix B

EAS Operational Areas

In Connecticut, the entire state is one operational area.

Appendix C

Monitoring Sources

Facility	Service	Freq	City of License	EAS Desig	Source 1	Source 2
WACC-LP	FM	107.7	ENFIELD	PN	WDRC-F	WTIC-F
WADS	AM	690	ANSONIA	PN	WTIC-F	WEZN
WAPJ	FM	89.9	TORRINGTON	PN	WDRC-F	WTIC-F
WATR	AM	1320	WATERBURY	PN	WTIC A	WDRC-F
WAVZ	AM	1300	NEW HAVEN	PN	WTIC-F	WDRC-F
WAXB	AM	850	RIDGEFIELD	PN	WTIC-F	WDRC-F
WBMW	FM	106.5	LEDYARD	PN	WTIC-F	WCTY
WBVC	FM	91.1	POMFRET	PN	WCTY	WTIC-F
WCCC-FM	FM	106.9	HARTFORD	PN	WTIC-F	WDRC-F
WCCT-TV	TV	12	WATERBURY	PN	WTIC-F	WDRC-F
WCNI	FM	91.1	NEW LONDON	PN	WCTY	WICH
WCSE-LP	FM	100.1	LEDYARD	PN	WCTY	WTIC-FM
WCTF	AM	1170	VERNON	PN	WDRC-F	WTIC-F
WCTX	TV	39	NEW HAVEN	PN	WTIC-A	WDRC-F
WCTY	FM	97.7	NORWICH	SP	WTIC-F	WDRC-F
WCUM	AM	1450	BRIDGEPORT	PN	WEZN	WSHU-F
WDAQ	FM	98.3	DANBURY	PN	WTIC-F	WDRC-F
WDJW	FM	89.7	SOMERS	PN	WTIC-F	WDRC-F
WDJZ	AM	1530	BRIDGEPORT	PN	WEZN	WSHU-F
WDRC	AM	1360	HARTFORD	SP	WTIC-F	WTIC-A
WDRC-FM	FM	102.9	HARTFORD	SP	WTIC-F	WTIC-A
WDUP-LP	FM	92.9	NEW LONDON	PN	WCTY	WNLC
WEBE	FM	107.9	BRIDGEPORT	PN	WDRC-F	WEZN
WECS	FM	90.1	WILLIMANTIC	PN	WTIC-F	WDRC-F
WEDH	TV	45	HARTFORD	PN	WTIC-F	WDRC-F
WEDN	TV	9	NORWICH	PN	WTIC-F	WDRC-F
WEDW-FM	FM	88.5	STAMFORD	PN	WTIC-F	WDRC-F
WEDW	TV	49	BRIDGEPORT	PN	WTIC-F	WDRC-F
WEDY	TV	41	NEW HAVEN	PN	WTIC-F	WDRC-F
WELI	AM	960	NEW HAVEN	PN	WTIC-F	WDRC-F
WERB	FM	94.5	BERLIN	PN	WTIC-F	WDRC-F
WESU	FM	88.1	MIDDLETOWN	PN	WTIC-F	WCTY
WEZN	FM	99.9	BRIDGEPORT	SP	WDRC-F	WTIC-F
WFAR-TV	TV	22	DANBURY	PN	WEZN	WDRC-F
WFAR-FM	FM	93.3	DANBURY	PN	WEZN	WDRC-F
WFCS	FM	107.7	NEW BRITAIN	PN	WTIC-F	WDRC-F
WFIF	AM	1500	MILFORD	PN	WSHU-F	WEZN
WFNW	AM	1380	NAUGATUCK	PN	WDRC-F	WEZN
WFOX	FM	95.9	SOUTHPORT	PN	WEZN	WSHU-F
WFSB	TV	33	HARTFORD	PN	WTIC-A	WDRC-F
WGCH	AM	1490	GREENWICH	PN	WEZN	WEBE
WGRS	FM	91.5	GUILFORD	PN	WEZN	WDRC-F
WGZO-LP	FM	98.7	BLOOMFIELD	PN	WTIC-FM	WDRC-FM
WGSK	FM	88.1	SOUTH KENT	PN	WEZN	WDRC-F

Facility	Service	Freq	City of License	EAS Desig	Source 1	Source 2
WHCN	FM	105.9	HARTFORD	PN	WTIC-F	WDRC-F
WHDD	AM	1020	SHARON	PN	WPDH-F	WTIC-A
WHDD-FM	FM	91.9	SHARON	PN	WPDH-F	WTIC-A
WHPX	TV	26	NEW LONDON	PN	WCTY	WDRC-F
WHUS	FM	91.7	STORRS	PN	WTIC-F	WDRC-F
WICC	AM	600	BRIDGEPORT	PN	WEZN	WDRC-F
WICH	AM	1310	NORWICH	PN	WTIC-F	WDRC-F
WIHS	FM	104.9	MIDDLETOWN	PN	WTIC-F	WDRC-F
WILI	AM	1400	WILLIMANTIC	PN	WTIC-F	WCTY
WILI-FM	FM	98.3	WILLIMANTIC	PN	WTIC-F	WCTY
WINE	AM	940	BROOKFIELD	PN	WEZN	WPLR
WINY	AM	1350	PUTNAM	PN	WTIC-F	WDRC-F
WJMJ	FM	88.9	BLOOMFIELD	PN	WTIC-F	WDRC-F
WJYC-LP	FM	105.3	TERRYVILLE	PN	WTIC-FM	WDRC-FM
WKCI	FM	101.3	NEW HAVEN	PN	WTIC-F	WDRC-F
WKND	AM	1480	WINDSOR	PN	WTIC-A	WDRC-F
WKNL	FM	100.9	NEW LONDON	PN	WTIC-F	WDRC-F
WKSS	FM	95.7	HARTFORD	PN	WTIC-F	WDRC-F
WKZE	FM	98.1	SALISBURY	PN	WQQQ	WPDH
WLAD	AM	800	DANBURY	PN	WTIC-F	WDRC-F
WLAT	AM	910	NEW BRITAIN	PN	WTIC-A	WDRC-F
WLIS	AM	1420	OLD SAYBROOK	PN	WTIC-F	WDRC-F
WMMW	AM	1470	MERIDEN	PN	WTIC-A	WTIC-F
WMNR	FM	88.1	MONROE	PN	WEZN	WDRC-F
WMOS	FM	102.3	STONINGTON	PN	WCTY	WNLC
WMRD	AM	1150	MIDDLETOWN	PN	WTIC-F	WDRC-F
WMRQ	FM	104.1	WATERBURY	PN	WTIC-F	WDRC-F
WNEZ	AM	1230	MANCHESTER	PN	WTIC-A	WDRC-F
WNHH-LP	FM	103.5	NEW HAVEN	PN	WEZN	WPLR
WNHU	FM	88.7	WEST HAVEN	PN	WEZN	WDRC-F
WNLC	FM	98.7	NEW LONDON	PN	WTIC-F	WDRC-F
WNLK	AM	1350	NORWALK	PN	WEZN	WSHU-F
WNLN-LP	FM	107.3	NIANTIC	PN	WCTY	WTIC-FM
WNPR	FM	90.5	HARTFORD	PN	WTIC-F	WDRC-F
WNTY	AM	990	SOUTHINGTON	PN	WTIC-F	WDRC-F
WNWW	AM	1290	HARTFORD	PN	WTIC-F	WDRC-F
WPKN	FM	89.5	BRIDGEPORT	PN	WEZN	WDRC-F
WPKT	FM	89.1	NORWICH	PN	WTIC-F	WDRC-F
WPLR	FM	99.1	NEW HAVEN	PN	WTIC-F	WEZN-F
WPOP	AM	1410	HARTFORD	PN	WTIC-F	WDRC-F
WPRF-LP	FM	96.9	NEW BRITAIN	PN	WTIC-FM	WDRC-FM
WQAQ	FM	98.1	HAMDEN	PN	WPLR	WDRC-F
WQGN	FM	105.5	GROTON	PN	WCTY	WNLC
WQQQ	FM	103.3	SHARON	PN	WDRC-F	WEZN
WQTQ	FM	89.9	HARTFORD	PN	WDRC-F	WTIC-F
WQUN	AM	1220	HAMDEN	PN	WTIC-F	WDRC-F

Facility	Service	Freq	City of License	EAS Desig	Source 1	Source 2
WRCH	FM	100.5	NEW BRITAIN	PN	WTIC-A	WDRC-F
WRDM	TV	50	HARTFORD	PN	WTIC-A	WDRC-F
WRKI	FM	95.1	BROOKFIELD	PN	WEZN	WPLR
WRNT	TV	48	WETHERSFIELD	PN	WTIC-F	WDRC-F
WRTC	FM	89.3	HARTFORD	PN	WTIC-A	WTIC-A
WRXC	FM	90.1	SHELTON	PN	WEZN	WDRC-F
WRYM	AM	840	NEWINGTON	PN	WTIC-F	WDRC-F
WSDK	AM	1550	BLOOMFIELD	PN	WTIC-F	WDRC-F
WSHU	AM	1260	FAIRFIELD	PN	WDRC-F	WEZN-F
WSHU-FM	FM	91.1	FAIRFIELD	SP	WDRC-F	WEZN-F
WSIM-LP	FM	103.5	SIMSBURY	PN	WTIC-FM	WDRC-FM
WSLX	FM	91.9	NEW CANAAN	PN	WEZN	WDRC-F
WSNG	AM	610	TORRINGTON	PN	WTIC-A	WTIC-F
WSTC	AM	1400	STAMFORD	PN	WEZN	WSHU-F
WTIC TV	TV	31	HARTFORD	PN	WTIC-F	WDRC-F
WTIC	AM	1080	HARTFORD	NP/SP	PEP source	WTIC-F
WTIC-FM	FM	96.5	HARTFORD	SP	WTIC-A	PEP source
WTNH	TV	10	NEW HAVEN	PN	WTIC-A	WDRC-F
WUCS	FM	97.9	Windsor Locks	PN	WDRC-F	WTIC-F
WVIT	TV	35	NEW BRITAIN	PN	WTIC-A	WDRC-F
WVOF	FM	88.5	FAIRFIELD	PN	WEZN	WDRC-F
WWBW-LP	FM	97.1	HIGGANUM	PN	WTIC-FM	WDRC-FM
WWCO	AM	1240	WATERBURY	PN	WTIC-A	WTIC-F
WWEB	FM	89.9	WALLINGFORD	PN	WTIC-F	WDRC-F
WWMM-LP	FM	107.5	COLLINSVILLE	PN	WTIC-FM	WDRC-FM
WWPT	FM	90.3	WESTPORT	PN	WEZN	WDRC-F
WWRX	FM	107.7	MYSTIC	PN	WTIC-F	WCTY
WWUH	FM	91.3	WEST HARTFORD	PN	WTIC-F	WDRC-A
WWYZ	FM	92.5	WATERBURY	PN	WTIC-F	WDRC-F
WXCI	FM	91.7	DANBURY	PN	WEZN	WDRC-F
WXLM	AM	980	GROTON	PN	WCTY	WNLC
WYBC	AM	1340	NEW HAVEN	PN	WTIC-F	WDRC-F
WYBC-FM	FM	94.3	NEW HAVEN	PN	WTIC-F	WDRC-F
WYPH-LP	FM	102.5	MANCHESTER	PN	WTIC-FM	WDRC-FM
WZBG	FM	97.3	LITCHFIELD	PN	WDRC-F	WEZN
WZMA-LP	FM	103.5	NEW BRIATIN	PN	WTIC-FM	WDRC-FM
WZME	TV	42	BRIDGEPORT	PN	WEZN	WDRC-F
WZMX	FM	93.7	HARTFORD	PN	WTIC-A	WDRC-F

In addition to the above monitoring assignments, all SP stations shall monitor the STATE RELAY NETWORK (SRN).

It is suggested that all EAS Participants monitor a National Weather Service (NWS) radio transmitter with coverage appropriate to their coverage area in addition to the above requirements. Connecticut locations and frequencies are listed in Appendix I.

MVPD EAS MONITORING ASSIGNMENTS

Company	Operational Area	Rx Location	Source #1	Source #2
Comcast	Plainville	RX # 1 Berlin	WDRC-F	WTIC-F
Comcast	Hartford	RX # 1 Berlin	WDRC-F	WTIC-F
Comcast	Lakeville	RX # 1 Berlin	WDRC-F	WTIC-F
Comcast	Vernon	RX # 1 Berlin	WDRC-F	WTIC-F
Comcast	Branford	RX # 2 Berlin	WDRC-F	WTIC-F
Comcast	New Haven	RX # 2 Berlin	WDRC-F	WTIC-F
Comcast	Waterbury	RX # 2 Berlin	WDRC-F	WTIC-F
Comcast	Seymour	RX # 2 Berlin	WDRC-F	WTIC-F
Comcast	Danbury	RX # 3 Berlin	WDRC-F	WTIC-F
Comcast	Groton	RX # 4 Berlin	WDRC-F	WTIC-F
Comcast	Norwich	RX # 4 Berlin	WDRC-F	WTIC-F
Comcast	Old Lyme	RX # 4 Berlin	WDRC-F	WTIC-F
Comcast	Middletown	RX # 4 Berlin	WDRC-F	WTIC-F
Comcast	Clinton	RX # 4 Berlin	WDRC-F	WTIC-F
Altice USA	Of CT, (Norwalk)	Norwalk	WSHU-F	WEZN
Altice USA	Litchfield	Litchfield	WSHU-F	WEZN
Altice USA	Southern CT, (Bridgeport)	Bridgeport	WSHU-F	WEZN
Charter	Northwest, CT, (New Hartford)	Newtown	WEZN	WDRC-F
Charter	Northeastern, CT, (Ashford)	Newtown	WEZN	WDRC-F
Charter	Western, CT, (Newtown)	Newtown	WEZN	WDRC-F
COX	Manchester	RX # 1 Manchester	WTIC-F	WDRC-F
COX	Meriden	RX # 1 Manchester	WTIC-F	WDRC-F
COX	Enfield	RX # 1 Manchester	WTIC-F	WDRC-F
Atlantic Broadband	Montville	Uncasville	WDRC-F	WCTY
TVC	Groton	Groton	WCTY	WNLC
Frontier Vantage TV	Statewide	Wallingford	WDRC-F	WZMX
Verizon FIOS	Statewide	Port Chester, NY	WSHU-F	WEZN

All MVPD entities are designated PN facilities

All EAS participants are required to have equipment installed and operational, capable of receiving and processing Common Alerting Protocol (CAP) -formatted EAS alerts in a manner consistent with the Commission’s EAS rules as amended by the *Fifth Report and Order*.

EAS Participants should check with their device manufacturers for instructions on how to access the IPAWS feed, because methods of entry and pin numbers are different for various devices.

Appendix D

Authorized Sources for Activating EAS

LOCAL/COUNTY/STATE:

DESPP/DEMHS:

**Emergency Management – Emergency
Operations Center**

DESPP/CSP:

Connecticut State Police - Message Center

TO REQUEST AN EAS ACTIVATION or for an AMBER Alert:

Contact DESPP/CSP Message Center 800-842-0200 (CT only)

or 860-685-8190 (from anywhere)

FEDERAL:

FEMA – Federal Emergency Management Agency

NOAA/NWS

Appendix E

Presently Authorized Originator and EAS Event Codes

<u>ORIGINATOR CODES</u>	<u>NATURE OF ACTIVATION</u>	<u>EVENT CODES</u>
EAS =Broadcast Station or Cable System	Emergency Action Notification (National)	EAN
	National Information Center	NIC
	National Periodic Test	NPT
PEP =Primary Entry Point	Required Monthly Test	RMT
	Required Weekly Test	RWT
	Administrative Message	ADR
WXR =National wx service	Avalanche Warning	AVW
	Avalanche Watch	AVA
CIV =Civil Authorities	Blizzard Warning	BZW
	Child Abduction Emergency	CAE
	Civil Danger Warning	CDW
	Civil Emergency Message	CEM
	Coastal Flood Warning	CFW
	Coastal Flood Watch	CFA
	Dust Storm Warning	DSW
	Earthquake Warning	EQW
	Evacuation Immediate	EVI
	Fire Warning	FRW
	Flash Flood Warning	FFW
	Flash Flood Watch	FFA
	Flash Flood Statement	FFS
	Flood Warning	FLW
	Flood Watch	FLA
	Flood Statement	FLS
	Hazardous Material Warning	HMW
	High Wind Warning	HWW
	High Wind Watch	HWA
	Hurricane Warning	HUW
	Hurricane Watch	HUA
	Hurricane Statement	HLS
	Law Enforcement Warning	LEW
	Local Area Emergency	LAE
	Network Message Notification	NMN
	911 Telephone Outage Emergency	TOE
	Nuclear Power Plant Warning	NUW
	Practice Demo Warning	DMO
	Radiological Hazard Warning	RHW
	Severe Thunderstorm Warning	SVR
	Severe Thunderstorm Watch	SVA
	Severe Weather Statement	SVS
	Shelter in Place Warning	SPW
	Special Marine Warning	SMW
	Special Weather Statement	SPS
	Tornado Warning	TOR
	Tornado Watch	TOA
	Tropical Storm Warning	TRW
	Tropical Storm Watch	TRA
	Tsunami Warning	TSW
	Tsunami Watch	TSA
	Volcano Warning	VOW
	Winter Storm Warning	WSW
	Winter Storm Watch	WSA

Appendix F

Additional Procedures (Non-English EAS Sources,
Instructions for People with Disabilities, etc.)

Reserved for future use

Appendix G

Memorandums of Understanding

Reserved for future use

Appendix H

Offshore ANSI Location Codes

73083 South of New England

73330 Long Island Sound East of New Haven CT/Port Jefferson NY

73335 Long Island Sound West of New Haven CT/Port Jefferson NY

Appendix I

NOAA Weather Radio (NWR) Locations and Frequencies

Site Name	Transmitter Name	Call Sign	Frequency (mHz)	Power (watts)	WFO
New London	Pie Hill	KHB47	162.550	500	Upton, NY
Cornwall	Mohawk Mtn	WWH33	162.500	500	Albany, NY
Hartford	Soapstone Mtn	WXJ41	162.475	300	Taunton, MA
Meriden	West Peak	WXJ42	162.400	500	Upton, NY
New York City	New York, NY	KWO35	162.550	750	Upton, NY
Riverhead	Riverhead, NY	WXM80	162.475	1,000	Upton, NY

Appendix J

State, County and local ANSI Codes

State	County	Location	ANSI Code	Sub Area	St Code	Co Code
CT	Fairfield	Bethel	009001	0	09	001
CT	Fairfield	Bridgeport	009001	0	09	001
CT	Fairfield	Brookfield	009001	0	09	001
CT	Fairfield	Danbury	009001	0	09	001
CT	Fairfield	Darien	009001	0	09	001
CT	Fairfield	Easton	009001	0	09	001
CT	Fairfield	Fairfield	009001	0	09	001
CT	Fairfield	Greenwich	009001	0	09	001
CT	Fairfield	Monroe	009001	0	09	001
CT	Fairfield	New Canaan	009001	0	09	001
CT	Fairfield	New Fairfield	009001	0	09	001
CT	Fairfield	Newtown	009001	0	09	001
CT	Fairfield	Norwalk	009001	0	09	001
CT	Fairfield	Redding	009001	0	09	001
CT	Fairfield	Ridgefield	009001	0	09	001
CT	Fairfield	Shelton	009001	0	09	001
CT	Fairfield	Sherman	009001	0	09	001
CT	Fairfield	Stamford	009001	0	09	001
CT	Fairfield	Stratford	009001	0	09	001
CT	Fairfield	Trumbull	009001	0	09	001
CT	Fairfield	Weston	009001	0	09	001
CT	Fairfield	Westport	009001	0	09	001
CT	Fairfield	Wilton	009001	0	09	001
CT	Hartford	Avon	009003	0	09	003
CT	Hartford	Berlin	009003	0	09	003
CT	Hartford	Bloomfield	009003	0	09	003
CT	Hartford	Bristol	009003	0	09	003
CT	Hartford	Burlington	009003	0	09	003
CT	Hartford	Canton	009003	0	09	003
CT	Hartford	East Granby	009003	0	09	003
CT	Hartford	East Hartford	009003	0	09	003
CT	Hartford	East Windsor	009003	0	09	003
CT	Hartford	Enfield	009003	0	09	003
CT	Hartford	Farmington	009003	0	09	003
CT	Hartford	Glastonbury	009003	0	09	003
CT	Hartford	Granby	009003	0	09	003
CT	Hartford	Hartford	009003	0	09	003
CT	Hartford	Hartland	009003	0	09	003
CT	Hartford	Manchester	009003	0	09	003
CT	Hartford	Marlborough	009003	0	09	003

CT	Hartford	New Britain	009003	0	09	003
CT	Hartford	Newington	009003	0	09	003
CT	Hartford	Plainville	009003	0	09	003
CT	Hartford	Rocky Hill	009003	0	09	003
CT	Hartford	Simsbury	009003	0	09	003
CT	Hartford	South Windsor	009003	0	09	003
CT	Hartford	Southington	009003	0	09	003
CT	Hartford	Suffield	009003	0	09	003
CT	Hartford	West Hartford	009003	0	09	003
CT	Hartford	Wethersfield	009003	0	09	003
CT	Hartford	Windsor	009003	0	09	003
CT	Hartford	Windsor Locks	009003	0	09	003
CT	Litchfield	Barkhamsted	009005	0	09	005
CT	Litchfield	Bethlehem	009003	0	09	003
CT	Litchfield	Bridgewater	009005	0	09	005
CT	Litchfield	Canaan	009005	0	09	005
CT	Litchfield	Colebrook	009005	0	09	005
CT	Litchfield	Cornwall	009005	0	09	005
CT	Litchfield	Goshen	009005	0	09	005
CT	Litchfield	Harwinton	009005	0	09	005
CT	Litchfield	Kent	009005	0	09	005
CT	Litchfield	Litchfield	009005	0	09	005
CT	Litchfield	Morris	009005	0	09	005
CT	Litchfield	New Hartford	009005	0	09	005
CT	Litchfield	New Milford	009005	0	09	005
CT	Litchfield	Norfolk	009005	0	09	005
CT	Litchfield	North Canaan	009005	0	09	005
CT	Litchfield	Plymouth	009005	0	09	005
CT	Litchfield	Roxbury	009005	0	09	005
CT	Litchfield	Salisbury	009005	0	09	005
CT	Litchfield	Sharon	009005	0	09	005
CT	Litchfield	Thomaston	009005	0	09	005
CT	Litchfield	Torrington	009005	0	09	005
CT	Litchfield	Warren	009005	0	09	005
CT	Litchfield	Washington	009005	0	09	005
CT	Litchfield	Watertown	009005	0	09	005
CT	Litchfield	Winchester	009005	0	09	005
CT	Litchfield	Woodbury	009005	0	09	005
CT	Middlesex	Chester	009007	0	09	007
CT	Middlesex	Clinton	009007	0	09	007
CT	Middlesex	Cromwell	009007	0	09	007
CT	Middlesex	Deep River	009007	0	09	007
CT	Middlesex	Durham	009007	0	09	007
CT	Middlesex	East Haddam	009007	0	09	007
CT	Middlesex	East Hampton	009007	0	09	007
CT	Middlesex	Essex	009007	0	09	007
CT	Middlesex	Haddam	009007	0	09	007
CT	Middlesex	Killingworth	009007	0	09	007
CT	Middlesex	Middlefield	009007	0	09	007
CT	Middlesex	Middletown	009007	0	09	007

CT	Middlesex	Old Saybrook	009007	0	09	007
CT	Middlesex	Portland	009007	0	09	007
CT	Middlesex	Westbrook	009007	0	09	007
CT	New Haven	Ansonia	009009	0	09	009
CT	New Haven	Beacon Falls	009009	0	09	009
CT	New Haven	Bethany	009009	0	09	009
CT	New Haven	Branford	009009	0	09	009
CT	New Haven	Cheshire	009009	0	09	009
CT	New Haven	Derby	009009	0	09	009
CT	New Haven	East Haven	009009	0	09	009
CT	New Haven	Guilford	009009	0	09	009
CT	New Haven	Hamden	009009	0	09	009
CT	New Haven	Madison	009009	0	09	009
CT	New Haven	Meriden	009009	0	09	009
CT	New Haven	Middlebury	009009	0	09	009
CT	New Haven	Milford	009009	0	09	009
CT	New Haven	Naugatuck	009009	0	09	009
CT	New Haven	New Haven	009009	0	09	009
CT	New Haven	North Branford	009009	0	09	009
CT	New Haven	North Haven	009009	0	09	009
CT	New Haven	Orange	009009	0	09	009
CT	New Haven	Oxford	009009	0	09	009
CT	New Haven	Prospect	009009	0	09	009
CT	New Haven	Seymour	009009	0	09	009
CT	New Haven	Southbury	009009	0	09	009
CT	New Haven	Wallingford	009009	0	09	009
CT	New Haven	Waterbury	009009	0	09	009
CT	New Haven	West Haven	009009	0	09	009
CT	New Haven	Wolcott	009009	0	09	009
CT	New Haven	Woodbridge	009009	0	09	009
CT	New London	Bozrah	009011	0	09	011
CT	New London	Colchester	009011	0	09	011
CT	New London	East Lyme	009011	0	09	011
CT	New London	Franklin	009011	0	09	011
CT	New London	Griswold	009011	0	09	011
CT	New London	Groton, City	009011	0	09	011
CT	New London	Groton, Town	009011	0	09	011
CT	New London	Lebanon	009011	0	09	011
CT	New London	Ledyard	009011	0	09	011
CT	New London	Lisbon	009011	0	09	011
CT	New London	Lyme	009011	0	09	011
CT	New London	Montville	009011	0	09	011
CT	New London	New London	009011	0	09	011
CT	New London	North Stonington	009011	0	09	011
CT	New London	Norwich	009011	0	09	011
CT	New London	Old Lyme	009011	0	09	011
CT	New London	Preston	009011	0	09	011
CT	New London	Salem	009011	0	09	011
CT	New London	Sprague	009011	0	09	011
CT	New London	Stonington	009011	0	09	011

CT	New London	Voluntown	009011	0	09	011
CT	New London	Waterford	009011	0	09	011
CT	Tolland	Andover	009013	0	09	013
CT	Tolland	Bolton	009013	0	09	013
CT	Tolland	Columbia	009013	0	09	013
CT	Tolland	Coventry	009013	0	09	013
CT	Tolland	Ellington	009013	0	09	013
CT	Tolland	Hebron	009013	0	09	013
CT	Tolland	Mansfield	009013	0	09	013
CT	Tolland	Somers	009013	0	09	013
CT	Tolland	Stafford	009013	0	09	013
CT	Tolland	Tolland	009013	0	09	013
CT	Tolland	Union	009013	0	09	013
CT	Tolland	Vernon	009013	0	09	013
CT	Tolland	Willington	009013	0	09	013
CT	Windham	Ashford	009015	0	09	015
CT	Windham	Brooklyn	009015	0	09	015
CT	Windham	Canterbury	009015	0	09	015
CT	Windham	Chaplin	009015	0	09	015
CT	Windham	Eastford	009015	0	09	015
CT	Windham	Hampton	009015	0	09	015
CT	Windham	Killingly	009015	0	09	015
CT	Windham	Plainfield	009015	0	09	015
CT	Windham	Pomfret	009015	0	09	015
CT	Windham	Putnam	009015	0	09	015
CT	Windham	Scotland	009015	0	09	015
CT	Windham	Sterling	009015	0	09	015
CT	Windham	Thompson	009015	0	09	015
CT	Windham	Windham	009015	0	09	015
CT	Windham	Woodstock	009015	0	09	015

Appendix K

EAS and the Commercial Mobile Alert System (CMAS)

On April 9, 2008, the FCC adopted requirements for the Commercial Mobile Alert System (CMAS) in 47 C.F.R. Part 10. CMAS has become operational. Under CMAS, Commercial Mobile Service (CMS) providers (more commonly known as cell phone providers) elect to voluntarily participate in CMAS. They must follow the regulations in Part 10 if they elect to participate.

EAS participants and participating CMS providers will both be transmitting alerts to the public. Participating CMS providers will receive CMAS alerts from FEMA. CMAS alerts will be developed from certain elements in the Common Alerting Protocol (CAP). Once a CMS provider has elected to participate in CMAS, that provider's subscribers can then opt-in to receive CMAS alerts at no cost. Based on the capabilities of a CMS provider, a CMS subscriber can receive three classes of alert messages: (1) Presidential, (2) Imminent Threat and (3) AMBER.

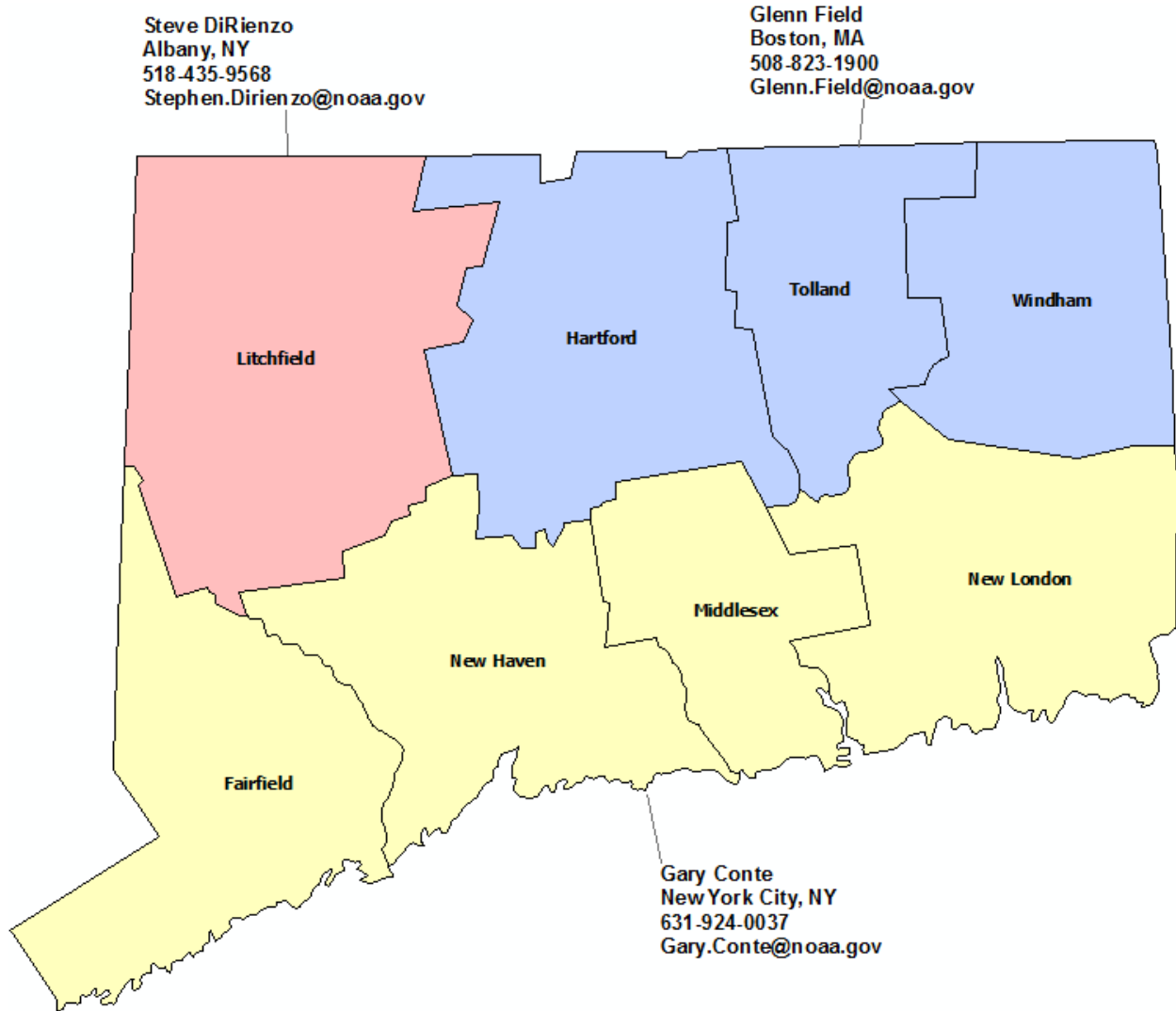
1. A Presidential Alert is issued by the President of the United States or the President's authorized designee.
2. An Imminent Threat Alert is an alert that meets a minimum value for each of three CAP elements: Urgency, Severity, and Certainty. The CAP Urgency element must be either Immediate or Expected. The CAP Severity element must be either Extreme or Severe. The CAP Certainty element must be either Observed or Likely. A tornado warning is an example of an Imminent Threat Alert.
3. An AMBER Alert is initiated by a state or local government official based on each state's or locality's AMBER Alert Plan.

A CMAS alert message processed by a CMS provider includes five mandatory CAP elements—Event Type; Area Affected; Recommended Action; Expiration Time (with time zone); and Sending Agency. This requirement does not apply to Presidential Alerts. A CMAS alert message processed by a CMS provider must not exceed 90 characters of alphanumeric text and must not include an embedded Uniform Resource Locator (URL), which is a reference (an address) to a resource on the Internet, or an embedded telephone number. This prohibition does not apply to Presidential Alerts. In summary, cell phone users will be receiving CMAS text alert messages that contain about the same amount of information as is contained in the digital header portion of an EAS message.

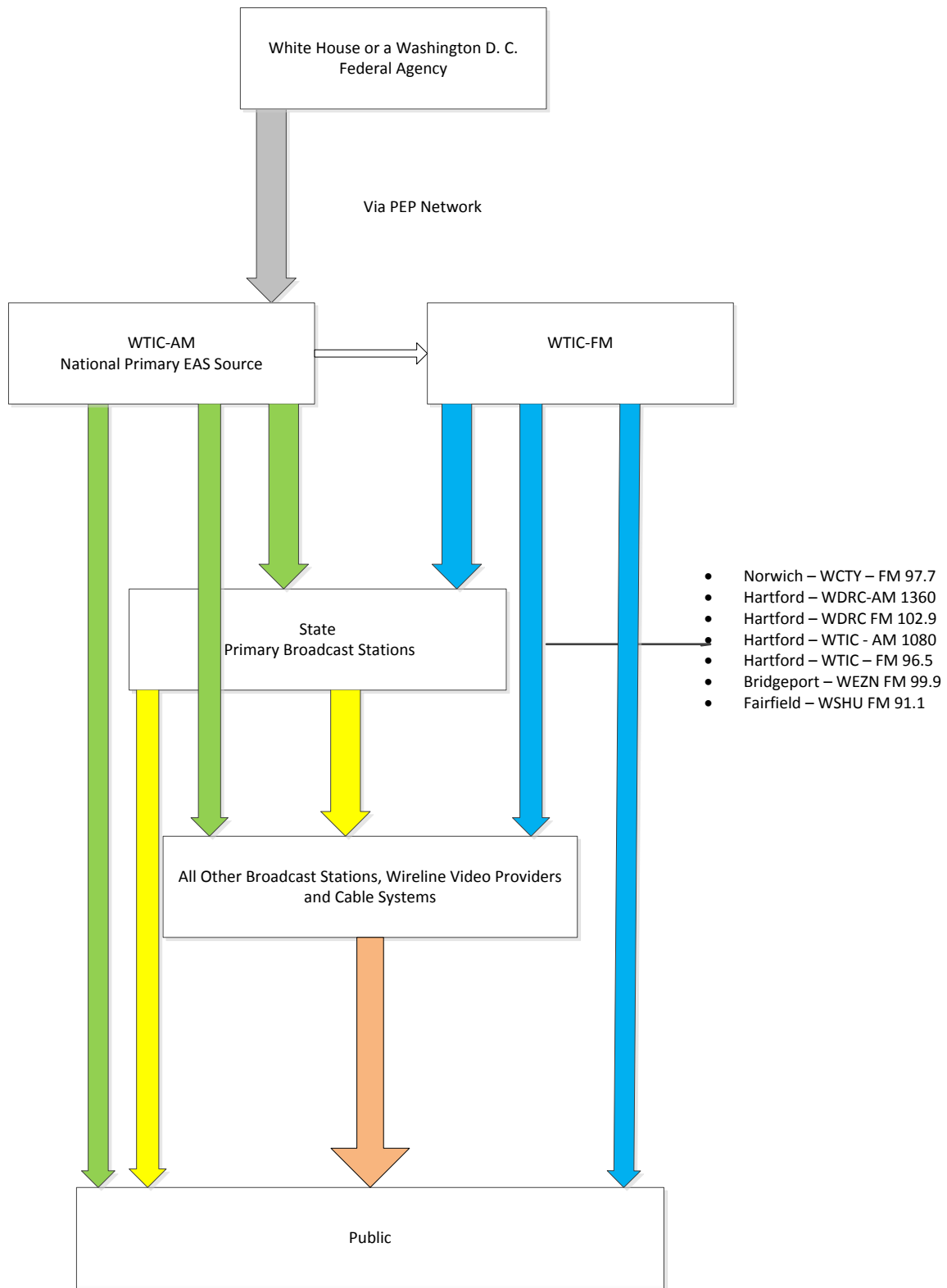
Because of the limited nature of CMAS messages, a cell phone user upon receiving a CMAS text alert message, will most likely begin to search for additional information about the alert. The additional information may be available through the EAS. Therefore it is important for EAS participants to monitor for the EAS messages for the affected area and be ready to transmit those messages as soon as possible. It is assumed that CMAS and EAS alerts will be available from the government at the same time.

Appendix L

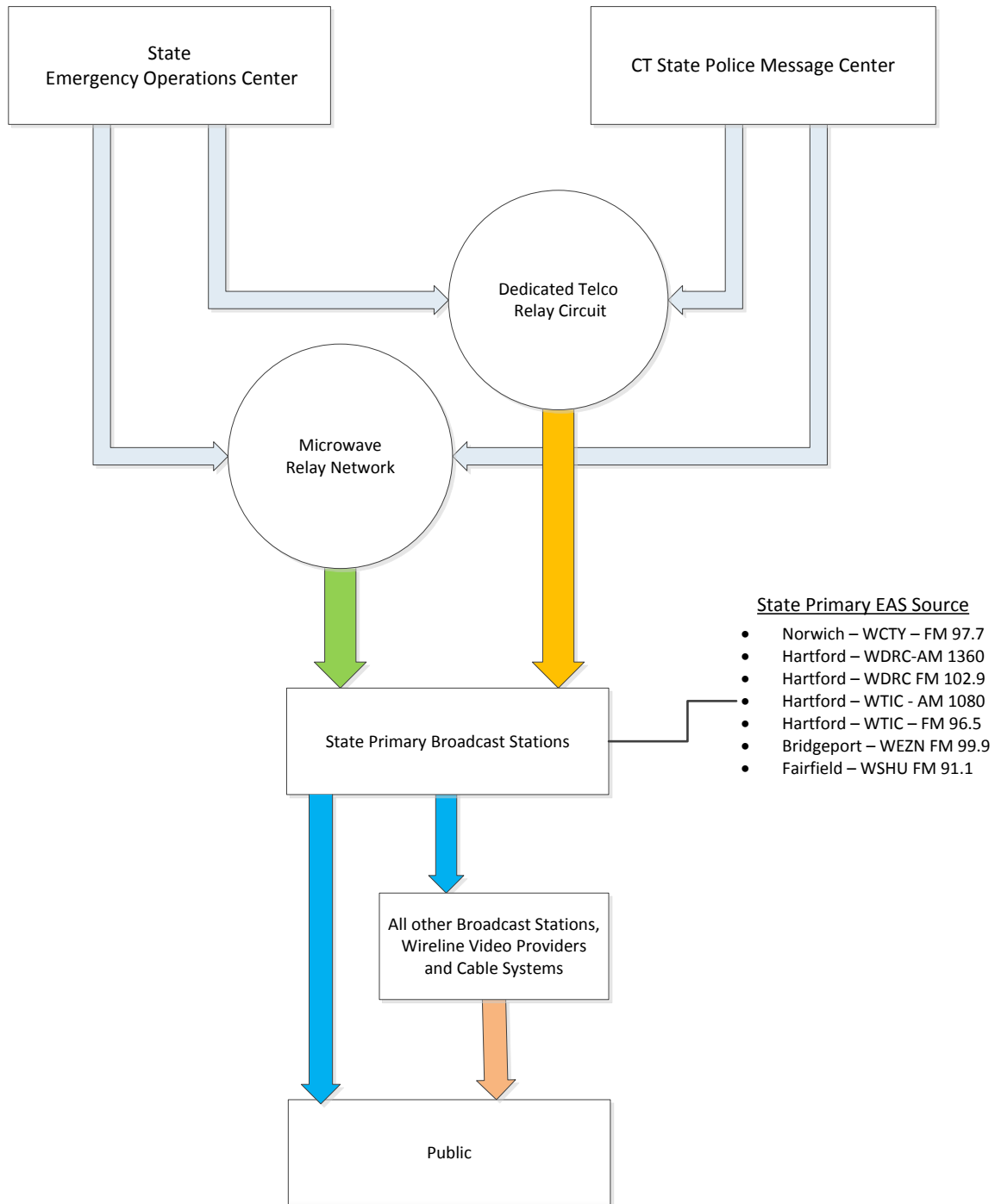
Weather Service Office Coverage



National EAS Message Distribution



Connecticut EAS Message Distribution



EAS Alert/Message Distribution

I. National EAS Alert/Message Distribution

A National alert/message, which originates from the White House, is delivered through the Primary Entry Point (PEP) network to all National Primary EAS Source stations. In Connecticut, that station is WTIC-AM. All alerts/messages received at WTIC-AM are immediately broadcast on both WTIC-AM and WTIC-FM. WDRC-AM and WDRC-FM both monitor WTIC-AM and WTIC-FM for redundancy. Because the other State Primary stations are not all able to receive a reliable signal from WTIC-AM 24 hours a day, they all monitor WTIC-FM and WDRC-FM, with the exception of WSHU-FM. WSHU-FM monitors WDRC-FM and WEZN, another State Primary Station. All remaining Participating National Stations, cable systems and Wireline video providers in Connecticut monitor two sources in the following order of preference: WTIC-AM, WTIC-FM, WDRC-FM, WDRC-AM, WEZN, WCTY or WSHU-FM. The following Participating National Stations, WKZE(FM), Salisbury, WGCH, Greenwich and WNHU(FM), West Haven are unable to receive reliable signals from any of the State Primary Stations or the National Primary EAS Source. In summary, except for the exceptions previously cited, all State Primary (SP) and Participating National (PN) stations, including cable and video wireline providers directly monitor the NP and/or SP stations. In regard to the noted exceptions, these stations indirectly monitor the NP station via SECC approved monitoring assignments of other Participating National (PN) stations.

II. Connecticut EAS Alert/Message Distribution

All local or county EAS activation requests are directed to either the State EOC in Hartford or the Connecticut State Police Message Center in Middletown. Alerts are distributed from those locations via both dedicated full-time telephone circuits and a combination microwave/VHF radio system, maintained by the Connecticut Department of Emergency Management and Homeland Security to all State Primary Stations. All other Participating National Stations, cable systems and video Wireline providers monitor two of the State Primary Stations, with the exception noted in section I.

Appendix M

Special Procedures for Radiological Emergency Events involving Nuclear Power Plants

I. PURPOSE

The purpose of this ANNEX is to describe the method of utilizing the Emergency Alert System (EAS) to alert the population within 10 miles of the Millstone Station in Waterford. The role of state and local Emergency Planning Zone (EPZ) chief executives will be described.

II. ASSUMPTIONS

- A. The Emergency Alert System is the primary means of providing information and instruction to the public during actual or potential emergencies.
- B. State and local EPZ officials will utilize the Connecticut Radiological Emergency Response Plan, which consists of actions to be taken in order to assure the health and safety of those communities within a 10 mile emergency planning zone radius of Millstone Station.
- C. The state and local chief executives will begin a coordinated effort to alert the public upon notification of an incident occurring at Millstone Station.
- D. Notification of the public is accomplished by first sounding the public alerting siren system in the affected 10 mile EPZ. The "Alert" signal (a steady 3-minute tone) is used to get the attention of the public and signal them to tune to their local EAS source. The EAS message would then follow after the sounding of the public alert sirens.

III. RESPONSIBILITIES

- A. Designated state officials from the Governor's Office, the Connecticut Department of Emergency Management and Homeland Security., and the State Police are authorized to make and submit Emergency Alert System messages to State Primary sources.
- B. Once a "State of Emergency" declaration is issued by the Governor or Governor's authorized representative, the State is the sole conduit for introducing all radiological emergency response related EAS messages into the state's EAS network.

COMMUNITIES INVOLVED IN 10 MILE EPZ RADIOLOGICAL PLANNING

10-MILE RADIUS PRIORITY TOWNS

The following communities are designated ten-mile priority communities for initial protective actions and access to EAS:

Millstone Station

Waterford
East Lyme
New London
Old Lyme
Lyme
Montville
Groton City
Groton Town
Ledyard
Fishers Island, NY
Plum Island, NY

5-MILE PRIORITY TOWNS

The following communities are designated five-mile priority communities for initial protective actions and access to EAS:

Millstone Station

East Lyme
New London
Waterford

2-MILE RADIUS PRIORITY TOWNS

The following communities are designated two-mile priority communities for initial protective actions and access to EAS:

Millstone Station

Waterford (Site Town)
East Lyme

Appendix N

EAS Header Code Information

A. EAS Header Code Analysis (EAS/SAME Protocol)

Under existing FCC regulations, an EAS/SAME digital header Code contains the following elements and is sent in the following sequence:

1. [Preamble] ZCZC-ORG-EEE-PSSCCC+TTTT-JJHHMM-LLLLLLLLL- (sent three times)
2. Attention Signal
3. Aural, Visual, or Text Message
4. [Preamble] NNNN (sent three times)

[Preamble] = (Clears the System) - Sent automatically by your encoder.

ZCZC = (Start of ASCII Code) - Sent automatically by your encoder.

ORG = (Originator Code) - Preset once by the user, then sent automatically by the encoder. See the following section for the code you must use.

EEE = (Event Code) - Determined by the user, each time an alert is sent. See the following section for the codes to be used in the Connecticut.

PSSCCC = (County-Location Code) - Determined by the user, each time an alert is sent. See the following section for the assigned codes of all Connecticut jurisdictions.

TTTT = (Duration of Alert) - Determined by the user, each time an alert is sent. This indicates the valid time period of a message in 15 minute segments up to one hour and then in 30 minute segments beyond one hour; i.e., +0015, +0030, +0045, +0100, +0430 and +0600.

JJHHMM = (Ordinal-Julian Date/Time-of-Day) - Sent automatically by the encoder.

LLLLLLLL = (8-Character ID, Identifying the EAS participant, National Weather Service Office, Nuclear/Industrial Plant, or Civil Authority operating that encoder.) Preset Once by the user, then sent automatically by the encoder. See the following section for the format to be followed by all users in constructing their "L-Code".

Attention Signal (853 Hz and 960 Hz) - must be sent if an aural, visual or text message is sent.

NNNN = (End-of-Message Code) - Must be initiated manually at the end of every EAS alert originated by all EAS sources. **A failure of the system will occur if this code is not sent to reset the decoders of all EAS participants that carried that alert.**

B. Connecticut Originator Codes

Originator Codes to be used by sources in Connecticut:

WXR to be used only by National Weather Service Offices

CIV to be used only by Government Officials as delineated in Appendix D.

EAS to be used by all EAS participants (broadcasters, cable operators, etc.) EAS participants will almost always be relaying EAS messages from the above authorities. However, rarely there may be an emergency condition that requires an EAS participant, in coordination with emergency management, to use their EAS equipment to originate an EAS message.

C. Connecticut Event Codes

The only required EAS Event codes are the ones listed below. All other codes are optional. However, certain optional codes are recommended because this state is prone to various emergency conditions such as tornado, flood, evacuation, etc. Please refer to Appendix E.

MANDATED FCC EVENT CODES: EAN, NIC, NPT, RMT, RWT

Note: EAS participants should check the capability of their EAS systems to insure they can decode these required event codes (see Part 11.31e)

D. Location Codes

FCC rules specify the EAS/SAME Locations codes in the PSSCCC format. The first digit ("P") is used to indicate one-ninth of a local jurisdiction such as a county, parish, local jurisdiction, etc. as located in the CCC element.

P Digit	Location
0	Entire Area
1	Northwest
2	North
3	Northeast
4	West
5	Central
6	East
7	Southwest
8	South
9	Southeast

The second set of two digits ("SS") indicates the state.

Therefore, a message targeted to the entire state of Connecticut would have the SS code of 09 and the EAS/SAME message PSSCCC code would be 009000.

The SS code is also used to designate offshore areas (marine areas). The offshore area code for the Connecticut is SS code 73. The NWS description for code 73 is as follows:

Western North Atlantic Ocean, and along U.S. East Coast, from Canadian border south to Currituck Beach Light, North Carolina.

Appendix H contains a list of the ("SSCCC") codes for the Connecticut offshore areas.

The third set of three digits ("CCC") indicate the county, parish or local jurisdiction

Appendix J contains a list of the Connecticut state and county American National Standards Institute (ANSI) codes. The list of codes for the entire United States is provided at the following web site.

<http://www.census.gov/geo/www/ansi/data/13000.html> E. EAS Participant Identification Codes

This 8-character (LLLLLLLL) code is affixed to every EAS message originated or re-transmitted by every EAS Encoder. The code identifies the particular EAS participant including broadcasters, cable operators, NWS Offices, or civil authorities operating that encoder. "L-Code" IDs must adhere to the following formats. No deviation from these formats is allowed, since using certain other characters would cause an error in the system.

Broadcasters:

Single Station: WXXX

Two Stations using a common EAS Encoder-Decoder: "WXXXWYYY"

Three or more Stations using a common EAS Encoder-Decoder: The call letters of one of the stations is sufficient. All other stations sending the alert should keep a log of alerts sent, as should the station whose call letters are used in the L-Code.

Cable Operators:

Use the FCC Cable ID Number.

National Weather Service Offices:

Use the Letters "NWS" followed by the call sign of the NOAA Weather Radio (NWR) station sending the alert.

Civil Authorities:

Use three components in constructing the 8-character code:

Portion of "L Code"	Source of Characters
First four characters	First four letters of the name of the jurisdiction
Next two characters	Abbreviation for type of jurisdiction
Last two characters	Abbreviation for type of agency

Jurisdiction Type abbreviations:

TYPE	USE
State	ST
City	CY
Town	TN
Village	VL
County	CO
Township	TP
Municipality	MY

Agency Type Abbreviations:

TYPE	USE
Fire Department	FD
Police Department	PD
Traffic Authority	TA
Emergency Services	ES
Emergency Management	EM

Appendix O

Guidance for EAS Participants in Programming EAS Decoders

This plan is designed to serve as a guidance tool for EAS participants and emergency managers to effectively use the EAS for providing warning messages to the citizens of the Connecticut.

It covers the parts of the plan that are needed to comply with FCC regulations. Specifically, a list of monitoring assignments (EAS sources) is provided so that all EAS participants will have two monitoring assignments. Contacts and meetings with your SECC should be held to fully understand this plan and the accompanying appendices. This plan provides information so that authorized officials can use EAS sources to originate alerts. The alert will then travel over the EAS system according to the monitoring plan. State and local agencies should strive to get EAS origination equipment installed and tested using trained personnel.

The FCC requires that all EAS participants monitor two sources that link them to an NP station. Accordingly, strict adherence to the monitoring assignments in Appendix C will ensure compliance with this requirement. Since most decoders have more than two audio inputs, EAS participants are encouraged to utilize the extra inputs to monitor additional EAS sources, such as NWS transmitters, for alerts that could impact their audiences and subscribers. EAS participants should refer the FCC rules for guidance in connecting to an appropriate data source.

Each EAS alert that you want to program your EAS equipment to respond to will require three elements: (1) the Event Code you want it to respond to, (2) the Jurisdiction (Location codes) that the event should apply to, and (3) the Mode of Operation you want it to respond in.

A. Modes of Operation

All EAS decoders are capable of manual and automatic operation. Some models also offer a Semi-Automatic Mode.

Manual Operation Mode: This mode will only notify personnel of any incoming EAS alert that has been programmed into the EAS equipment. An operator must manually take action to cause the alert to be transmitted.

Automatic Operation Mode: This mode would be used with a Program Interrupt connection to the EAS Unit. Audio and/or video is "looped through" the EAS Unit so that the unit can interrupt the audio/video programming when necessary. In automatic operation, the unit receives an EAS alert that has been programmed into it for automatic interrupt. The unit immediately interrupts programming to transmit the alert.

IMPORTANT NOTE: If an EAS participant operates as an unattended facility for any period of time, the FCC requires that the EAS equipment be operated in automatic operation mode during that period of time.

Semi-Automatic Operation Mode: Under this mode, when the EAS unit receives an EAS alert that has been programmed into it, it will begin a preset countdown to automatic interrupt. The idea is for personnel to transmit the EAS alert manually at the earliest convenience. If the alert is not transmitted by the time the countdown expires, the EAS unit will take over and transmit the alert. The same could apply to a broadcast automation system, where the automation system should insert the received alert in the next commercial break. If it fails to do that, the EAS unit will interrupt to transmit the alert at the end of the time out.

You can program your EAS unit to respond to different alerts in different modes, such as responding to all weather watches in Manual Mode, and all weather warnings in Automatic Mode. The RMT, which must be re-transmitted within 60 minutes of receipt, could be programmed for Semi-Automatic Mode with a 60 minute countdown. This would give personnel the opportunity to run the RMT at a break in programming. However, if forgotten, the EAS unit would then do it to prevent an FCC violation.

B. Location Codes

If you want to receive EAS messages for areas beyond the requirements set by the FCC (such as the county for your broadcast City of License), you must program your EAS equipment for those additional Location codes, see Paragraph V.D. above.

Also, you must program your EAS equipment to receive EAS messages that contain certain Event codes. They are specified in paragraph C below. If you want to receive additional EAS messages such as tornado warnings, evacuation notices, etc., you must program your EAS equipment for those Event codes.

C. Event Codes That MUST be Programmed into EAS Decoders

This is an FCC requirement for all EAS participants that must have EAS equipment (see Part 11.31):

EAN - Emergency Action Notification (National EAS Activation) = Must be re-transmitted immediately.

NIC – National Information Center

NPT – National Periodic Test

RMT - Required Monthly Test containing your Location code = Must be re-transmitted within 60 minutes of receipt.

RWT - Required Weekly Test containing your Location code = Logged upon receipt from a monitored source, but not re-transmitted.

D. Suggested Programming Sequence for EAS Decoders

The following is an example of the list of events that are suggested for entry into Connecticut EAS decoders.

EVENT CODE	DESCRIPTION	Location Code	OPERATION MODE
EAN	National EAS Activation	Not Applicable	Automatic
NIC	National Information Center	Not Applicable	Manual
NPT	National Periodic Test	Not Applicable	Manual
RMT	Required Monthly Test	License Jurisdiction	Timed Relay
RWT	Required Weekly Test	License Jurisdiction	Manual (for logging)
CAE	Child Abduction Emergency	Entire State	Automatic
CDW	Civil Danger Warning	As required	Automatic
CEM	Civil Emergency Message	As required	Timed Relay
EVI	Evacuation Immediate	As required	Automatic
FFW	Flash Flood Warning	As required	Automatic
FLW	Flood Warning	As required	Timed Relay
FRW	Fire Warning	As required	Timed Relay
LAE	Local Area Emergency	As required	Timed Relay
TOE	911 Telephone Outage Emergency	As required	Timed Relay
NUW	Nuclear Power Plant Warning	As required	Automatic
SVR	Severe Thunderstorm Warning	As required	Timed Relay
SMW	Special Marine Warning	As required	Timed Relay
TOR	Tornado Warning	As required	Automatic
TSW	Tsunami Warning	As required	Timed Relay

While it is understood that participation is voluntary, it is recommended that these events be programmed with the “operation mode” as suggested in the table above.

Appendix P

EAS Tests

All EAS participants should refer to the appropriate FCC EAS rules for their respective requirements concerning the Required Monthly Test (RMT) and the Required Weekly Test (RWT). Generally, the requirements in the following sections regarding RMT's and RWT's apply to all EAS participants, including Participating National(PN).

Some exceptions to these rules include: (1) LPTV stations that operate as television broadcast translator stations are not required to have EAS equipment. (2) LPFM stations need only an EAS decoder. (3) Class "D" FM and LPTV stations do not need an EAS Encoder but they must have an EAS Decoder. (4) Cable systems and wireless cable systems serving less than 5,000 subscribers are required to install only an EAS decoder. Thus, these stations and cable systems are exempt from transmitting the weekly digital code RWT test. However, they must retransmit the monthly RMT tests as outlined below, minus the EAS Header Codes and Attention Signal. In addition, LPTV stations must present all EAS information visually, just as all other TV stations must do.

FM broadcast booster stations and FM translator stations, which entirely rebroadcast the programming of other local FM broadcast stations, are not required to have EAS equipment. Broadcast stations that operate as satellites or repeaters of a hub station (or common studio or control point) may satisfy their EAS equipment requirement through the use of a single set of EAS equipment at the hub station.

A. Required Weekly Test (RWT)

1. Transmission

Most EAS participants must transmit an RWT once each week at random days and times, except for the week of the RMT. There are no time-of-day restrictions. The RWT is a 10.5 second test, consisting only of the EAS Header and End of Message Codes. EAS participants should refer to the FCC rules concerning EAS for unique situations concerning the RWT. There are some exceptions for certain EAS participants.

2. Reception

EAS participants receiving an RWT from one of their monitored sources must log receipt of this test. No further action is required.

B. Required Monthly Test (RMT)

1. Transmission

RMT's are to be initiated by state or local EAS sources. Such sources may include State and local Emergency Operating Centers (EOCs). During the designated week for this test, all EAS participants are to wait for this test and then react as described below in "Reception/Re-transmission of RMTs". These tests will always use the RMT event code.

2. Some Recommended Time Constraints

EAS sources are requested to use judgment in the scheduling of the times for RMTs. Since all EAS participants are required to rebroadcast this test within 60 minutes of receipt, care should be taken to not put undue hardship on television broadcasters and cable operators in particular when they are carrying their highest revenue programming. On a daily basis, these periods would include all major newscasts at early morning, noontime, evening and late evening. In addition, the times of major events are to be avoided, such as: pre-planned Presidential speeches, hours of a major national or local news story carried outside of normal newscast hours, local and national election coverage, and major sporting events like World Series games and the Super Bowl. EAS participants that have a complaint regarding the scheduling of RMTs in their area should contact their SECC Chair.

3. Reception and Re-transmission

All EAS participants receiving an RMT must re-transmit this test within 60 minutes of receipt. For Daytime-only stations receiving a nighttime RMT, this test must be re-transmitted within 60 minutes of the Daytime-only station's sign-on. Transmission of this RMT takes the place of the Required Weekly Test (RWT). Times should be logged for both the receipt and re-transmission of the RMT. EAS participant management should impress on their staffs that re-transmission of this test is mandatory, not optional. It is an FCC violation to fail to re-transmit this test within 60 minutes of receiving it. The best policy may be to set your EAS unit for a 60-minute automatic countdown upon receiving an RMT. If the operator on duty does not send the test manually within that window, the EAS unit will do it when time runs out. Refer to FCC Rules, Part 11, for RMT exceptions.

C. Time Duration and Location Codes

It is recommended that the time duration (“+TTTT”) used in the EAS Header Code for all EAS tests be at least one hour and 30 minutes, or +0130. This will ensure that, in a "daisy-chain" message relay situation, EAS participants located far from the test origination site have sufficient time to act on the test message before the message expiration time occurs. The location codes to be used in the EAS Header Code for all EAS tests shall reflect the state or area for which the test is intended. RMTs shall be re-transmitted unchanged except for the "LLLLLLLL-Code".

When transmitting the Required Weekly Test, EAS Participants shall use the event code RWT, and the Location codes are the state and county for the broadcast station's city of license or the state and county where a cable system is franchised to operate. Other location codes may be included upon approval of station or system management. EAS tests may be transmitted automatically or manually.

Appendix Q

EAS scripts and formats

A. Test Scripts and Formats

The following test scripts and formats can be used by Connecticut EAS participants including EAS sources (such as Emergency Management), when originating EAS tests.

1. RWT

No script is required for the RWT. Entire test takes about 10.5 seconds. Format follows.

1. Stop regular programming
2. Optional announcement to audience identifying EAS digital tones as an EAS test
3. One second pause
4. Send EAS Header Code three times (Use RWT Event Code for this test)
5. One second pause
6. Send EAS End of Message Code three times
7. One second pause
8. Resume normal programming

2. RMT

EAS sources originating this test should use the following format. The test script used below is an example but sources are encouraged to use this portion of the test to provide audiences with general emergency information about their area. EAS participants will receive the test in this format and must re-transmit it within 60 minutes of receipt.

1. Stop regular programming
2. Intro: "This is a test of the (state or area name) Emergency Alert System."
3. One second pause
4. Send EAS Header Code three times (Use RMT Event Code for this test)
5. One second pause
6. Send EAS Attention Signal (8 seconds)

7. This station is testing the Connecticut Emergency Alert System. Equipment that can quickly warn you during emergencies is being tested. If this had been an

Actual emergency or Amber Alert, official messages would have followed the alert tone. This concludes this test.

8. One second pause
9. Send EAS End of Message Code three times
10. One second pause
11. Resume normal programming

Timing Note: The script above can be read in 10 - 15 seconds. All other elements of the RMT (the Header Codes and an 8 second Attention Signal) take about 30 seconds. The goal of writing this short script is to fit the entire test into 40 seconds. This will allow EAS participants to air the RMT followed by a 20 second promotional announcement in a 60 second spot. Also, including a promotional announcement would allow for the EAS video crawl to complete its presentation before normal programming resumes.

B. Real Alert Activation Script and Format

EAS sources originate the alert in the following format.

1. One second pause
2. Send EAS Header Code three times (Use the appropriate Event Code from the list provided in Appendix E for your state.)
3. One second pause
4. Send EAS Attention Signal (8 seconds)
5. Example Activation Announcement: "We interrupt regular programming to activate the (state or area name) Emergency Alert System. At the request of (EAS source), all EAS participants are requested to transmit the following announcement. This is the (state or area name) Emergency Alert System. Important information will follow."
6. Transmit Emergency Message. Do not exceed 1 ½ minutes!
7. Example Termination Announcement: "This is the (state or area name) Emergency Alert System. All EAS participants are requested to transmit the preceding announcement, which was issued by (EAS source). We now resume normal programming."
8. One second pause
9. Send EAS End of Message Code three times (manually if not done automatically)
10. One second pause
11. Resume normal operations